

Find the Point of Intersection in Excel

In this example we'll find the solution to the system of equations

$$-22x + 202y = 2020$$

$$-50x + 101y = 1403.9$$

by finding where the graphs of the equations intersect. To facilitate graphing each equation, solve each equation for y to yield

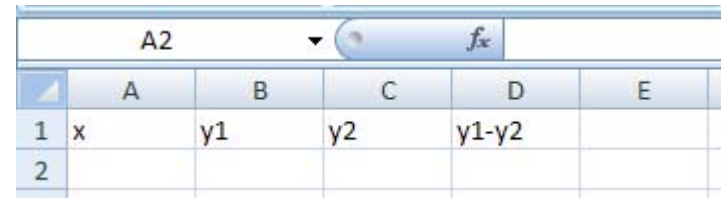
$$y = \frac{22}{202}x + 10$$

$$y = \frac{50}{101}x + 13.9$$

At the point of intersection, the difference between y values from the first equation and the second equation will be zero. We'll use Excel to find the x value that leads to a difference of zero.

Find the Point of Intersection in Excel

1. Open a new worksheet. To use Goal Seek in Excel you must first enter any value of x and each equation. In the fourth column we'll place the difference between the y values from each equation.
2. First enter a label for the first column, say x in cell A1. This column will correspond to x values for each equation. Enter labels like $y1$ and $y2$ for the y values from each equation in B1 and C1.
3. In cell D1, put a label like $y1-y2$ to represent the difference between the y values in column B and C.



	A	B	C	D	E
1	x	y1	y2	y1-y2	
2					

Find the Point of Intersection in Excel

4. Enter any value of x , say 1, into cell A2 and the first equation as $=(22/202)*A2+10$ into cell B2.

5. Press Enter. You will see the value 10.10891 in cell B2.

A screenshot of an Excel spreadsheet. The formula bar at the top shows the formula $=(22/202)*A2+10$. The spreadsheet grid shows columns A through E and rows 1 through 3. Row 1 contains labels: A1 is 'x', B1 is 'y1', C1 is 'y2', and D1 is 'y1-y2'. Row 2 shows cell A2 containing the value '1' and cell B2 containing the formula $=(22/202)*A2+10$. The formula bar also displays this formula.

A screenshot of an Excel spreadsheet showing the result of the first equation. The formula bar at the top shows the formula $=(22/202)*A2+10$. The spreadsheet grid shows columns A through D and rows 1 through 3. Row 1 contains labels: A1 is 'x', B1 is 'y1', C1 is 'y2', and D1 is 'y1-y2'. Row 2 shows cell A2 containing the value '1' and cell B2 containing the value '10.10891'.

6. Enter the second equation as $=(50/101)*A2+13.9$ into cell C2.

7. Press Enter. You will see the value 14.39505 in cell C2.

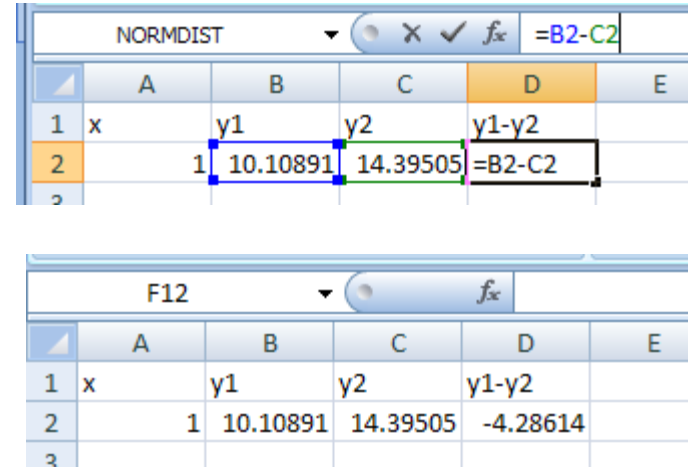
A screenshot of an Excel spreadsheet. The formula bar at the top shows the formula $=(50/101)*A2+13.9$. The spreadsheet grid shows columns A through D and rows 1 through 3. Row 1 contains labels: A1 is 'x', B1 is 'y1', C1 is 'y2', and D1 is 'y1-y2'. Row 2 shows cell A2 containing the value '1', cell B2 containing the value '10.10891', and cell C2 containing the formula $=(50/101)*A2+13.9$. The formula bar also displays this formula.

A screenshot of an Excel spreadsheet showing the result of the second equation. The formula bar at the top shows the formula $=(50/101)*A2+13.9$. The spreadsheet grid shows columns A through D and rows 1 through 3. Row 1 contains labels: A1 is 'x', B1 is 'y1', C1 is 'y2', and D1 is 'y1-y2'. Row 2 shows cell A2 containing the value '1', cell B2 containing the value '10.10891', and cell C2 containing the value '14.39505'.

Find the Point of Intersection in Excel

8. In cell D2, enter the formula $=B2-C2$.

9. Press Enter. You should see the difference between the y values from each equation at the x value corresponding to A2. For $x=1$, the difference is -4.26814.



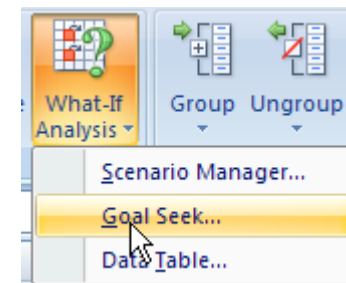
	A	B	C	D	E
1	x	y1	y2	y1-y2	
2	1	10.10891	14.39505	=B2-C2	
3					

	A	B	C	D	E
1	x	y1	y2	y1-y2	
2	1	10.10891	14.39505	-4.28614	
3					

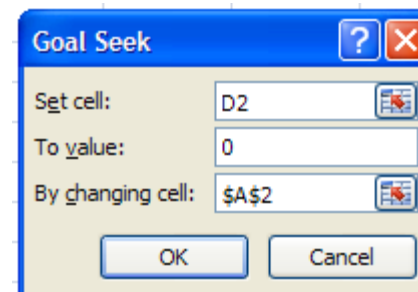
10. Place the cursor back into D2, the cell that contains the formula.

11. Select the Data tab.

12. From the What-If Analysis button, select Goal Seek.

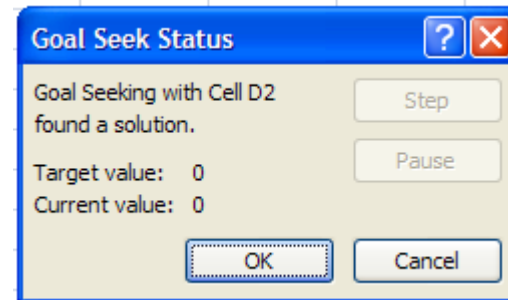


13. A dialog box appears. Fill in the dialog box as shown. You can type the values in or click in the cells to put the entries into this box.



Find the Point of Intersection in Excel

14. Click OK. Another dialog box appears that tells you a solution has been found.



15. Click OK.

16. Cell A2 now contains the value -10.1 and cell D2 contains 0. Since the difference in y values is zero, this solution corresponds to the point of intersection.

17. According to the worksheet, the solution to the system of equations is approximately $(x, y) = (-10.1, 8.9)$.

		D2	fx =B2-C2		
	A	B	C	D	
1	x	y1	y2	y1-y2	
2		-10.1	8.9	8.9	0
3					